

Music Together®

Playing Your Music Together® Songs at Home

Each semester, your family will receive a new collection of songs to sing, dance, and jam along to. You can access the digital version of your songs in two ways, using the Family Access Code on the inside cover of your songbook or download card.

- 1 Download mp3s or stream songs from the **Family Music Zone**, musictogogether.com/familymusiczone
- 2 Play songs through the **Music Together® app**, available for Apple and Android devices

Create a MusicTogether.com Account

First, you'll create a Music Together account, either through the Music Together app or at musictogogether.com/account. The process is the same: you'll enter the code that's printed on the inside cover of your songbook or download card, along with your email address and a password of your choice.



Our Drum Family Music Code

DR22P2U6F

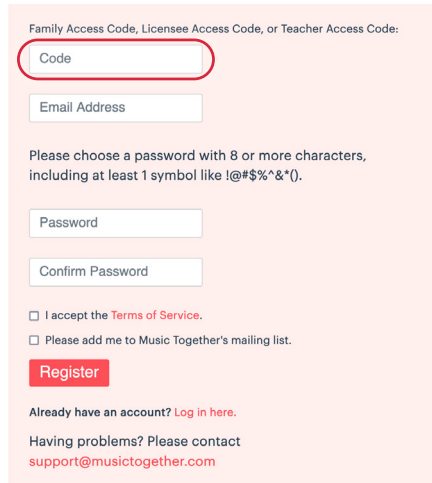
Use this code to log in to the Hello Everybody app or musictogogether.com/account. Download or stream the music, get the song notation, and explore additional content for Music Together families. For technical help, email support@musictogogether.com.

About Our Music Together® Class

_____ started class this semester on _____

Our teacher is _____

Our friends in class are _____



Family Access Code, Licensee Access Code, or Teacher Access Code:

Code

Email Address

Please choose a password with 8 or more characters, including at least 1 symbol like !@#%*&'().

Password

Confirm Password

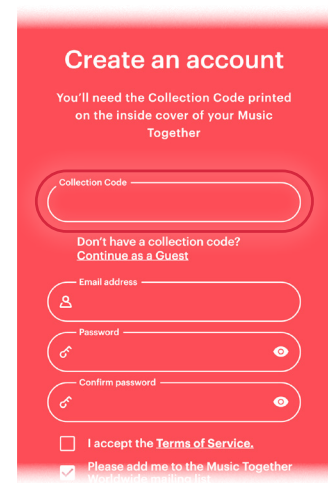
☐ I accept the [Terms of Service](#).

☐ Please add me to Music Together's mailing list.

Register

Already have an account? [Log in here](#).

Having problems? Please contact support@musictogogether.com



Create an account

You'll need the Collection Code printed on the inside cover of your Music Together

Collection Code

Don't have a collection code? Continue as a Guest

Email address

Password

Confirm password

☐ I accept the [Terms of Service](#).

☒ Please add me to the Music Together mailing list

Note: This account is separate from any that you use to register for class/makeups at your local center. There is no financial or personal information stored in your MusicTogether.com account.

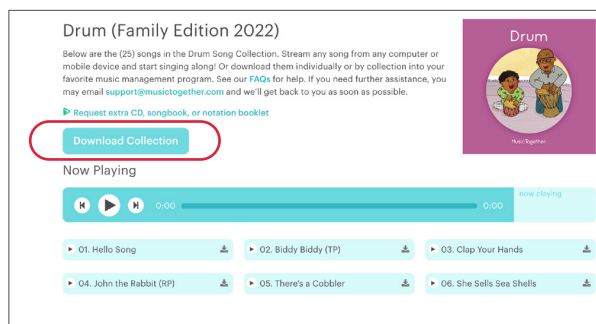
Share the Music with All Your Child's Caregivers

You can use the same account credentials to log in to both the Family Music Zone and the Music Together app, with no limit on the number of devices. So, feel free to share your account login with extended family and/or caregivers, so everyone can share in the musical fun.



Playing Music on iTunes®/Apple Devices

To play your Music Together songs through iTunes® and add them to your own playlists, etc., you will need to download the mp3s to your computer from the Family Music Zone®, and import them to iTunes. They'll then be added to your music Library on your Apple devices. Go to Apple Support for step-by-step instructions: <https://support.apple.com/guide/itunes/import-items-already-on-your-computer-its3081/windows>.



Playing Music on a Smart Speaker, Music App, or Children's Music Player

Visit the Family Music Zone® to download mp3s to sync up with your favorite music apps (e.g., Spotify®), smart speakers (e.g., Alexa), or your child's music player (e.g., Tonies®). Follow the manufacturer's instructions on adding mp3s to the particular device. Here are some helpful links.

- [iTunes®](#)
- [Apple Music® through Alexa](#)
- [Amazon smart speakers](#)
- [Google Nest® speakers](#)
- [Yoto Player](#)
- [Tonies®](#)

Unlocking New Song Collections

In future semesters, you'll add your new music simply by logging in to either the Family Music Zone or the Music Together app and entering your new Family Access Code. After the code is entered, your new song collection will be added and available from any device where you're logged in.

Music Together
Family Music Zone®

Home Music Library Let's Play! Learn Account FAQ Access Code Log Out Store

Enter a New Access Code

Access Code *

Submit

List of Registered Classes

< Enter a Collection Code

Unlock your new song collection by entering the Collection Code printed on the inside cover of your songbook or download card.

Collection Code

Submit

Questions?

Check out the videos and instructions at musictogether.com/account, or feel free to email support@musictogether.com.